

ROADWAY

RD104 Series

ROADWAY ICE/QL/FUL INDUCTION NEW LED LAMPING

ORDERING INFORMATION

SERIES
RD104 = RD104 Series

SIZE = 18" x 31" x 8"

LAMP TYPE
ICE = Osram® Sylvania ICE Icteron Induction
QL = QL Induction
FUL = Fulham Induction
LED = Super Bright White LED

LAMP QUANTITY/WATTAGE
A = 1 Lamp 85 Watt (QL)
AA = 1 Lamp 165 Watt (QL)
B = 1 Lamp 100 Watt (ICE)
BB = 1 Lamp 150 Watt (ICE)
C = 1 Lamp 100 Watt (Fulham Circle)
CC = 1 Lamp 120 Watt (Fulham Circle)
CCC = 1 Lamp 200 Watt (Fulham Circle)
D = 90 Watt LED

COLOR TEMPERATURE
3 = 3500K (ICE)/3000K (QL)
4 = 4100K (ICE)/4000K (QL)


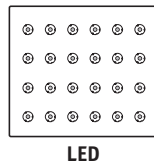
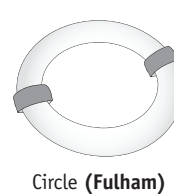
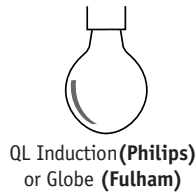
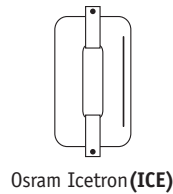
VOLTAGE
1 = 120 Volts
2 = 200-277 Volts

FINISH
BK = Black
BZ = Bronze
CC = Custom Color
NA = Natural Aluminum
WH = White

EXAMPLE:
RD104-QL-AA-3-1-NA

FEATURES/SPECIFICATIONS

- DOOR — Removable Door Assembly
- LENS DOOR — Cast Aluminum Hinged Door Frame with Tool-Free Latch fully gasketed for weather proof seal.
- GASKETING — Silicone foam gasket included.
- HARDWARE — Complete Stainless Steel external hardware.
- HOUSING — Two pieces precise heavy duty die casting aluminum powder coating finished.
- LAMP — Super Bright-White LED; QL Induction; Osram® Sylvania Icteron; Fulham Induction.
- LENS — Heat and Impact resistant tempered glass lens.
- REFLECTOR — Segmented aluminum designed reflector for the best light efficiency.
- SIZE — 18-1/4" wide x 31" long x 8-1/4" deep (nominal)
- UL/ULC — UL/ULC Listed to U.S. and Canadian safety standards - Suitable for wet locations.



SUBMITTAL INFORMATION

Project: _____
Location: _____
Catalog No.: _____
Fixture Type: _____